



THE BIG DEAL

- Tiny size, (0805)
- Compact design includes Balun & Filter in one package
- Low cost
- Temperature stable
- Hermetically sealed



Generic photo used for illustration purposes only

CASE STYLE: GE0805C-15

+RoHS Compliant

The +Suffix identifies RoHS Compliance. See our web site for RoHS Compliance methodologies and qualifications

APPLICATIONS

- Telecommunications
- 5G sub 6GHz

PRODUCT OVERVIEW

Mini-Circuits' BBFCG2-43+ is a tiny ceramic RF balun filter with an impedance ratio of 1:2, covering a variety of wireless communications applications from 3600 to 4400 MHz. This model provides low insertion loss, low phase unbalance (relative to 180°), low amplitude unbalance. Fabricated using LTCC technology, the unit comes housed in a tiny, rugged ceramic package (0.079" x 0.049" x 0.037") suitable for harsh operating environments.

KEY FEATURES

Feature	Advantages
Compact Design	Integrates filter and balun in one tiny package
Tiny size, 0805	Accommodates tight space requirements for dense PCB layouts.
LTCC construction	LTCC process enables tiny size and low cost, suitable for high-volume production. Rugged ceramic package provides excellent reliability in harsh operating environments.



CERAMIC

Bandpass Filter & Balun **BBFCG2-43+**

Mini-Circuits

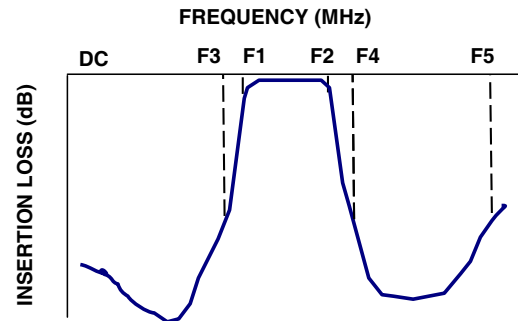
ELECTRICAL SPECIFICATIONS AT 25°C

Parameter	F#	Frequency (MHz)	Min.	Typ.	Max.	Units
Impedance Ratio	—	—	2			
Insertion Loss	F1-F2	3600 - 4400	—	—	3.4	dB
Return Loss	Unbalanced Port	F1-F2	8.5	—	—	dB
	Balanced Port	F1-F2	8.5	—	—	
Stopband Rejection	DC-F3	DC - 2668	27	—	—	dB
	F4-F5	7296 - 8196	33	—	—	
Amplitude Unbalance ±	F1-F2	3600 - 4400	-1.5	—	1.5	dB
Phase Unbalance	F1-F2	3600 - 4400	-13	—	13	Degree

MAXIMUM RATINGS

Parameter	Ratings
Operating Temperature	-55°C to 125°C
Storage Temperature	-55°C to 125°C
RF Power Input	0.5W at 25°C

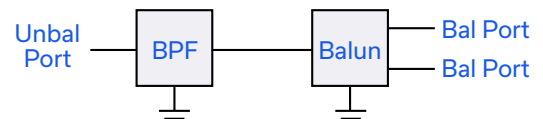
TYPICAL FREQUENCY RESPONSE



DC INTERFACE TABLE

Unbalance Port - GND	DC short
Unbalance Port - Balance Ports	DC open
Balance port - GND	DC open
Balance port-Balance Port	DC short

FUNCTIONAL SCHEMATIC





CERAMIC

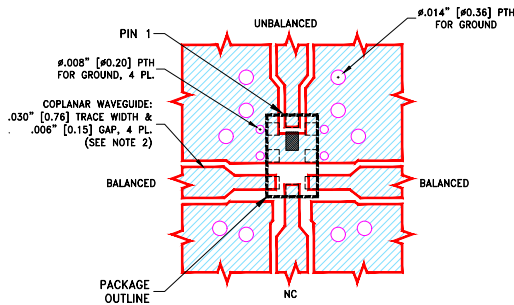
Bandpass Filter & Balun **BBFCG2-43+**

PAD CONNECTIONS

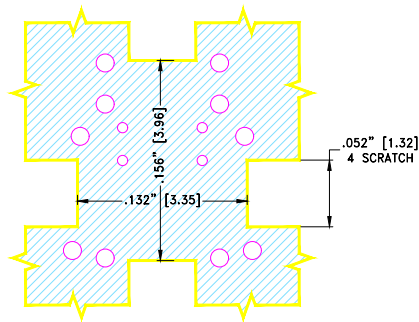
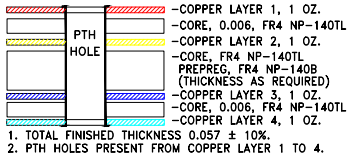
UNBALANCED PORT	1
BALANCED PORT	4,6
GROUND	2,3,7,8
NOT CONNECT OR GND	5

PRODUCT MARKING: N/A

DEMO BOARD MCL P/N: TB-BBFCG2-43+
SUGGESTED PCB LAYOUT (PL-724)



STACK-UP DIAGRAM

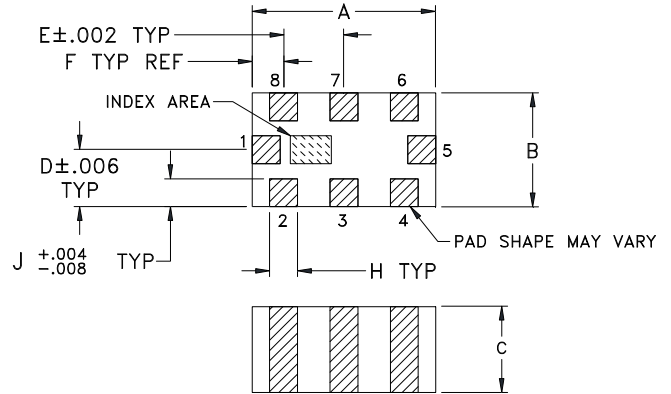


NOTES:

- PCB IS MULTILAYER PCB, SEE STACK-UP DIAGRAM.
- TRACE WIDTH & GAP PARAMETERS ARE SHOWN FOR FR4 NP-140TL WITH DIELECTRIC THICKNESS .006" ± .0005"; COPPER: 1 OZ. FOR OTHER MATERIALS TRACE WIDTH AND GAP MAY NEED TO BE MODIFIED.
- COPPER LAYERS 3,4 OF THE PCB IS CONTINUOUS GROUND PLANES.

DENOTES COPPER LAND PATTERN FREE OF SOLDER MASK.

OUTLINE DRAWING



OUTLINE DIMENSIONS (Inches/mm)

A	B	C	D	E	F	G	H	J	wt
.079	.049	.037	.025	.026	.014	.110	.012	.012	grams
2.01	1.24	0.94	0.64	0.66	0.36	2.79	0.30	0.30	.008



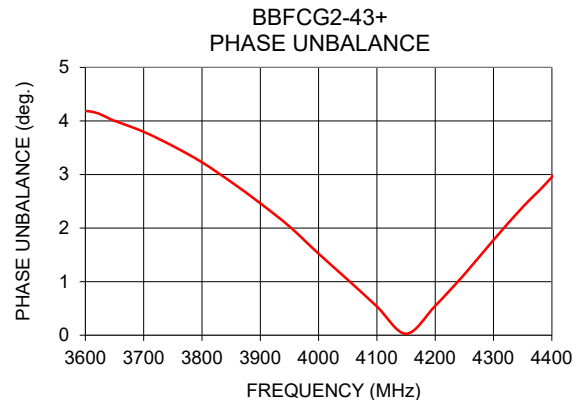
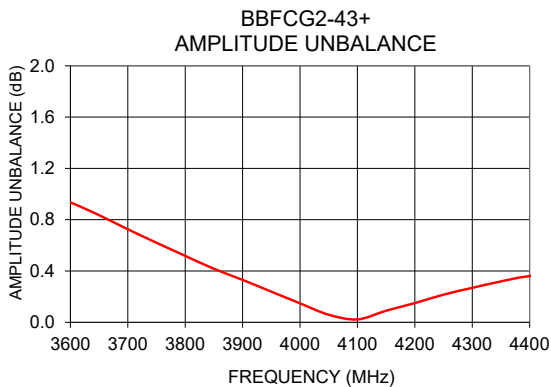
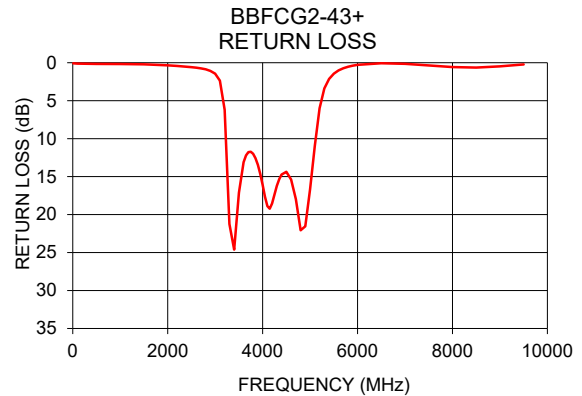
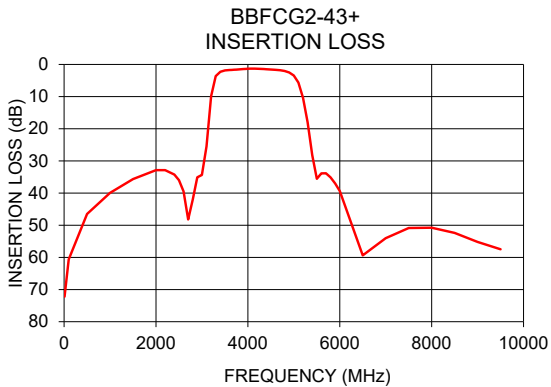
CERAMIC

Bandpass Filter & Balun

BBFCG2-43+

TYPICAL PERFORMANCE DATA

Frequency (MHz)	Insertion Loss (dB)	Return Loss (dB)	Amplitude Unbalance (dB)	Phase Unbalance (Deg.)
10	72.21	0.08	6.32	167.31
100	60.61	0.12	0.95	0.60
1000	39.94	0.17	2.18	2.21
2000	32.87	0.35	1.58	115.16
2500	35.98	0.59	6.48	104.07
2600	39.49	0.66	7.08	117.33
3600	1.74	13.10	0.94	4.19
4400	1.49	14.73	0.36	2.95
5000	3.43	16.69	0.01	10.50
7500	50.88	0.36	5.86	82.46
8500	52.40	0.64	3.58	168.04
9500	57.50	0.22	0.90	175.01



- NOTES**
- A. Performance and quality attributes and conditions not expressly stated in this specification document are intended to be excluded and do not form a part of this specification document.
 - B. Electrical specifications and performance data contained in this specification document are based on Mini-Circuit's applicable established test performance criteria and measurement instructions.
 - C. The parts covered by this specification document are subject to Mini-Circuits standard limited warranty and terms and conditions (collectively, "Standard Terms"); Purchasers of this part are entitled to the rights and benefits contained therein. For a full statement of the standard. Terms and the exclusive rights and remedies thereunder, please visit Mini-Circuits' website at www.minicircuits.com/MCLStore/terms.jsp

