

Directional Couplers

DBTC-16-5-75+ DBTC-16-5-75L+

75Ω, 16dB coupling, 5 to 1500 MHz



No Leads

CASE STYLE:AT790-1
PRICE:\$1.99 ea. QTY (25)
\$1.69 ea. QTY (1000)



Leads

CASE STYLE:AT1030
PRICE:\$2.14 ea. QTY (25)
\$1.84 ea. QTY (1000)

Maximum Ratings

Operating Temperature	-40°C to 85°C
Storage Temperature	-55°C to 100°C
Permanent damage may occur if any of these limits are exceeded.	

Pin Connections

INPUT	3
OUTPUT	4
COUPLED	1
GROUND	2
ISOLATE (DO NOT USE)	6

Features

- very flat coupling
- very broadband, multi octave
- temperature stable, LTCC base
- all welded construction
- leads attached for better solderability
- micro miniature coupler
- aqueous washable
- protected by US Patents 6,140,887 & 6,784,521

Applications

- VHF/UHF receivers/transmitters
- cellular

Electrical Specifications

FREQ. RANGE (MHz)	COUPLING (dB)		MAINLINE LOSS* (dB)				DIRECTIVITY (dB)			VSWR** (:1)	POWER INPUT (W)						
	Nom.	Max. Flatness	L Typ.	M Max.	U Typ.	U Max.	L Typ.	M Min.	U Typ.		U Min.	L Max.	MU Max.				
5-1000	16.3±0.5	±0.7	1.2	2.0	1.0	1.5	1.1	1.6	22	16	21	13	20	—	1.3	0.5	1.0
1000-1500	16.8±0.7	±0.7	—	—	1.3	1.9	—	—	—	—	19	—	—	—	1.3	—	1.0

L = 5-50 MHz, M=50-500 MHz, U=500-1000 MHz apply to upper row of specs. 2nd row is for 1000-1500 MHz.

* Includes theoretical coupled power loss of 0.10 dB at 16 dB coupling

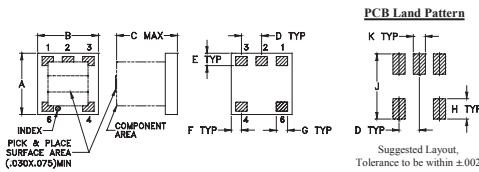
** For coupled port VSWR above 500 MHz, 1.6:1 typ.

+ RoHS compliant in accordance with EU Directive (2002/95/EC)

The +Suffix has been added in order to identify RoHS Compliance. See our web site for RoHS Compliance methodologies and qualifications.

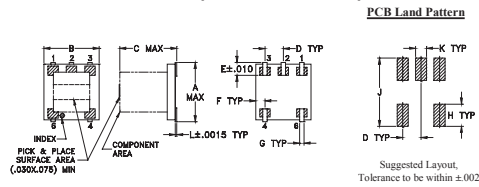
Outline Drawing / Dimensions (inch/mm)

AT790-1 (DBTC-16-5-75)



A	B	C	D	E	F	G	H	J	K	wt
.150	.150	.150	.050	.030	.025	.028	.050	.160	.030	grams
3.81	3.81	3.81	1.27	0.76	0.64	0.71	1.27	4.06	0.76	0.10

AT1030 (DBTC-16-5-75L)

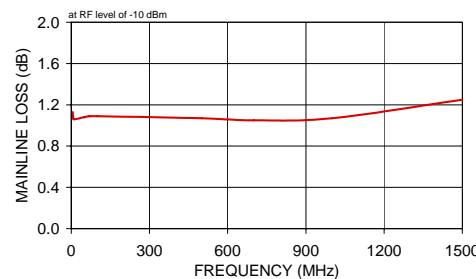


A	B	C	D	E	F	G	H	J	K	L	wt
.166	.150	.155	.050	.037	.025	.012	.060	.184	.030	.004	grams
4.22	3.81	3.94	1.27	0.94	0.64	0.30	1.52	4.67	0.76	0.10	0.10

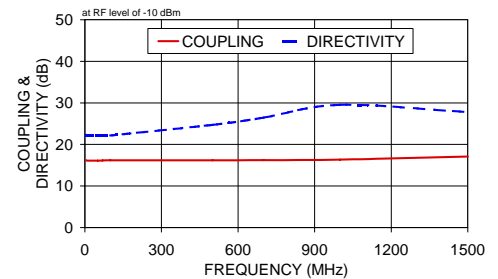
Typical Performance Data

Frequency (MHz)	Mainline Loss (dB) In-Out	Coupling (dB) In-Cpl	Directivity (dB)	Return Loss (dB)		
				In	Out	Cpl
5.00	1.13	16.21	22.27	17.92	19.97	14.75
7.00	1.09	16.14	22.16	18.62	20.98	15.55
10.00	1.06	16.10	22.16	19.10	21.68	16.12
50.00	1.08	16.12	22.16	19.44	22.23	16.59
70.00	1.09	16.13	22.05	19.51	22.33	16.58
100.00	1.09	16.17	22.15	19.65	22.50	16.57
500.00	1.07	16.20	24.73	19.74	21.23	15.29
700.00	1.05	16.23	26.44	19.65	20.23	14.25
1000.00	1.07	16.37	29.51	20.35	19.74	12.42
1500.00	1.25	17.08	27.80	25.02	21.54	9.91

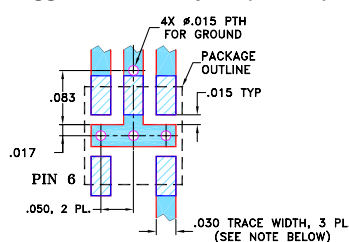
DBTC-16-5-75+ MAINLINE LOSS



DBTC-16-5-75+ COUPLING & DIRECTIVITY

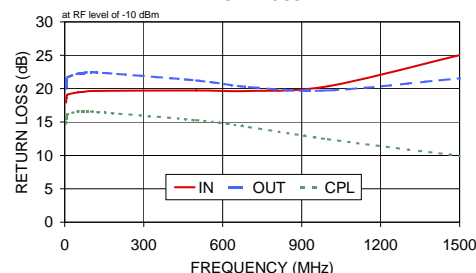


Demo Board MCL P/N: TB-279 Suggested PCB Layout (PL-151)

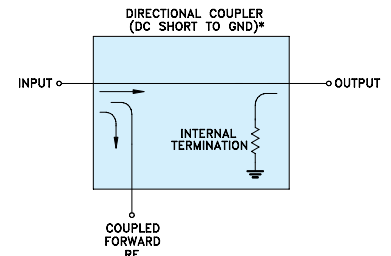


- NOTES: 1. TRACE WIDTH IS SHOWN FOR ROGERS RO4350B WITH DIELECTRIC THICKNESS 0.030" ± 0.002"; COPPER: 1/2 OZ. EACH SIDE. FOR OTHER MATERIALS TRACE WIDTH MAY NEED TO BE MODIFIED.
2. BOTTOM SIDE OF THE PCB IS CONTINUOUS GROUND PLANE.
3. DENOTES PCB COPPER LAYOUT WITH SMOBC (SOLDER MASK OVER BARE COPPER)
4. DENOTES COPPER LAND PATTERN FREE OF SOLDER MASK

DBTC-16-5-75+ RETURN LOSS



Electrical Schematic



* ELECTRICAL SCHEMATIC IS FOR DIRECTIONAL COUPLER WITH INTERNAL TRANSFORMERS THAT ROUTES DC FROM RF PORTS TO GROUND.

For detailed performance specs & shopping online see web site



P.O. Box 350166, Brooklyn, New York 11235-0003 (718) 934-4500 Fax (718) 332-4661 The Design Engineers Search Engine Provides ACTUAL Data Instantly at minicircuits.com

Notes: 1. Performance and quality attributes and conditions not expressly stated in this specification sheet are intended to be excluded and do not form a part of this specification sheet. 2. Electrical specifications and performance data contained herein are based on Mini-Circuit's applicable established test performance criteria and measurement instructions. 3. The parts covered by this specification sheet are subject to Mini-Circuit's standard limited warranty and terms and conditions (collectively, "Standard Terms"); Purchasers of this part are entitled to the rights and benefits contained therein. For a full statement of the Standard Terms and the exclusive rights and remedies thereunder, please visit Mini-Circuit's website at www.minicircuits.com/MCLStore/terms.jsp.

REV.K
M111888
DBTC-16-5-75+
DBTC-16-5-75L+
WZ/DC/PIAM
ED-89781
ED-89781A1
090903