

Plug-In

Power Splitter/Combiner

PSCQ-2-250

2 Way-90° 50Ω

150 to 250 MHz

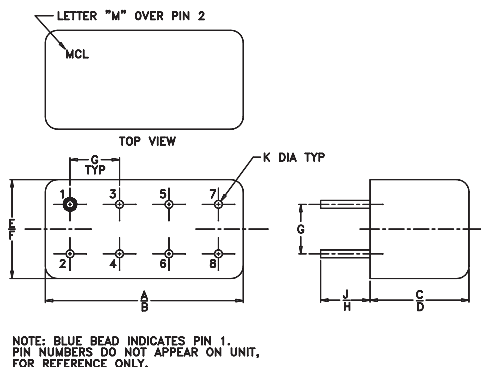
Maximum Ratings

Operating Temperature	-55°C to 100°C
Storage Temperature	-55°C to 100°C
Power Input (as a splitter)	1W max.

Pin Connections

SUM PORT	1
PORT 1	2
PORT 2	5
GROUND	3,4,7,8
CASE GROUND	3,4,7,8
50 OHM TERM EXTERNAL	6

Outline Drawing



Outline Dimensions (inch/mm)

A	B	C	D	E	F	
.770	.800	.385	.400	.370	.400	
19.56	20.32	9.78	10.16	9.40	10.16	
G	H	J	K			wt
.200	.20	.14	.031			grams
5.08	5.08	3.56	0.79			5.2

Features

- low insertion loss, 0.4 dB typ.
- excellent isolation, 30 dB typ.
- excellent VSWR, 1.10:1 typ.
- rugged shielded case

Applications

- modulators
- balanced amplifiers



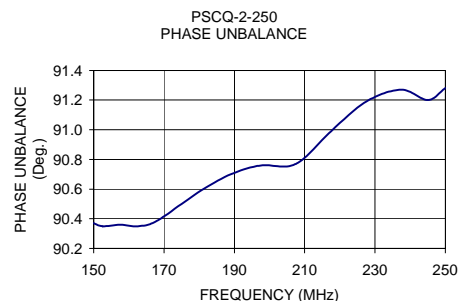
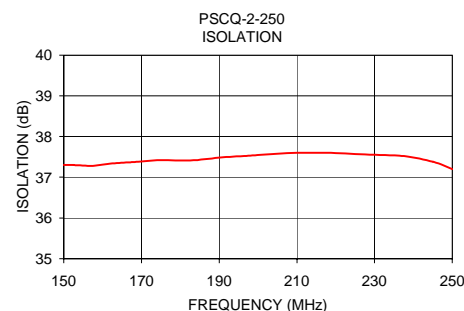
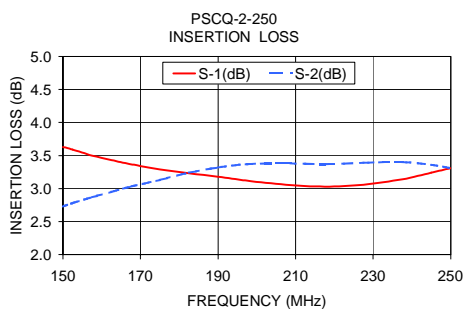
CASE STYLE: A01
PRICE: \$25.95 ea. QTY (1-9)

Splitter Electrical Specifications

FREQ. RANGE (MHz)	ISOLATION (dB)	INSERTION LOSS (dB) Avg. of Coupled Outputs less 3 dB	PHASE UNBALANCE (Degrees)	AMPLITUDE UNBALANCE (dB)
f_L - f_U	Typ. Min.	Typ. Max.	Max.	Max.
150-250	30 22	0.4 0.8	4	1.5

Typical Performance Data

Frequency (MHz)	Insertion Loss (dB) S-1	Insertion Loss (dB) S-2	Amplitude Unbalance (dB)	Isolation (dB)	Phase Unbalance (deg.)	VSWR S	VSWR 1	VSWR 2
150.00	3.63	2.73	0.90	37.30	90.37	1.05	1.04	1.03
152.50	3.59	2.78	0.81	37.30	90.35	1.05	1.04	1.03
157.50	3.50	2.87	0.63	37.28	90.36	1.05	1.04	1.03
162.50	3.43	2.95	0.48	37.34	90.35	1.05	1.05	1.03
167.50	3.37	3.03	0.34	37.37	90.38	1.06	1.05	1.03
175.00	3.29	3.13	0.16	37.42	90.50	1.06	1.05	1.03
182.50	3.23	3.24	0.01	37.41	90.62	1.06	1.05	1.03
190.00	3.18	3.32	0.14	37.48	90.71	1.06	1.05	1.03
197.50	3.12	3.37	0.25	37.53	90.76	1.07	1.05	1.03
207.50	3.06	3.38	0.32	37.59	90.77	1.07	1.05	1.03
217.50	3.03	3.37	0.35	37.60	90.99	1.08	1.06	1.03
227.50	3.06	3.39	0.33	37.56	91.19	1.09	1.06	1.03
237.50	3.14	3.40	0.26	37.52	91.27	1.09	1.07	1.03
245.00	3.24	3.36	0.12	37.38	91.20	1.10	1.07	1.03
250.00	3.31	3.31	0.00	37.20	91.28	1.10	1.07	1.03



electrical schematic

