

Precision

# Digital Step Attenuator

## TOAT-3610

50Ω TTL Control, Pin Diode 10 to 1000 MHz

### Maximum Ratings

Operating Temperature	-55°C to 100°C
Storage Temperature	-55°C to 125°C
Input Power	15 dBm
DC Voltage	5.5 V
TTL	5.5V

### Pin Connections

RF IN	4
RF OUT	11
TTL CONTROL #1	2
TTL CONTROL #2	3
TTL CONTROL #3	1
+5V DC	12
CASE GROUND	5,6,7,8,9,10

### Features

- wideband, 10 to 1000 MHz
- excellent step accuracy, 0.2 dB typ.
- excellent VSWR 1.3 typ.
- low DC current, 6 mA typ.
- hermetic, metal, TO-8 case

### Applications

- base stations
- cellular
- test-sets
- military, hi-rel applications



CASE STYLE: QQ96  
PRICE: \$59.95 ea. QTY (1-9)

### Digital Step Attenuator Electrical Specifications

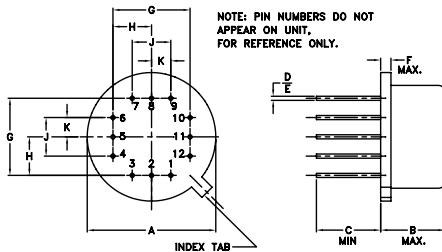
MODEL NO.	FREQUENCY (MHz)		PRIMARY ATTENUATION STEPS (dB)			ATTENUATION (dB)		VSWR (:1)		
	$f_L$	$f_U$	#1	#2	#3	(1,1,1)** Nom.	(0,0,0) Max.	L	M	U
TOAT-3610	10	1000	3±0.3	6±0.4	10±0.4	19.0	4.0	1.6	1.4	1.5

L=10 to 100 MHz      M=100 to 500 MHz      U=500 to 1000 MHz

\*\* Total attenuation above thru-loss.

1. Step accuracy is specified for basic steps. For combination of steps accuracy is additive.
2. Thru-loss is minimum insertion loss with all attenuation elements bypassed (All TTL controls state are Low)
3. For optimum operation of TOAT models, ensure the device case is properly connected to the ground plane (of PC board)

### Outline Drawing

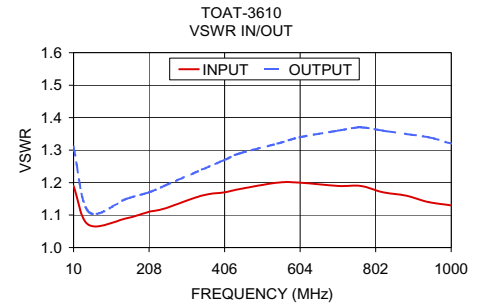
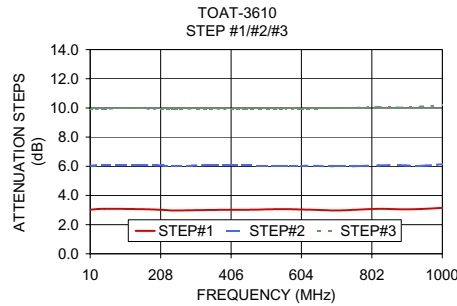
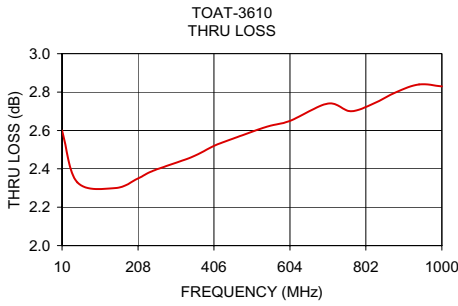


### Outline Dimensions (inch/mm)

A	B	C	D	E	F
.600	.250	.25	.016	.020	.04
15.24	6.35	6.35	0.41	0.51	1.02
G	H	J	K	wt	
.400	.200	.200	.100	grams	
10.16	5.08	5.08	2.54	4.0	

### Additional Specifications

DC Voltage	+5V
DC Current	12mA max.
Switching Time (50% TTL to within specified accuracy of the next-selected attenuation step, and to within 0.1 dB of steady-state Thru-Loss)	10µs typ., 15µs max.,
TTL Input High Threshold	2V min
TTL Input Low Threshold	0.8V max.
TTL Toggle Rate	50 kHz typ.
1dB Compression	0 dBm (10-100 MHz) +10 dBm (100-1000MHz)



### Step Attenuation\* at TTL Control State

FREQ.	000	001	010	011	100	101	110	111
(MHz)	THRU LOSS	3	6	9	10	13	16	19
	(dB)	(dB)	(dB)	(dB)	(dB)	(dB)	(dB)	(dB)
10.00	2.60	3.03	6.03	9.12	9.91	13.02	16.00	19.02
49.60	2.33	3.08	6.10	9.15	9.95	13.03	15.97	19.03
148.60	2.30	3.06	6.09	9.12	9.97	12.98	16.03	19.03
208.00	2.35	3.02	6.06	9.06	9.94	12.97	16.03	19.01
247.60	2.39	2.97	6.04	9.04	9.94	12.99	15.93	19.04
346.60	2.46	3.00	6.07	9.05	9.95	12.95	16.02	19.00
406.00	2.52	3.01	6.07	9.04	9.93	12.94	15.99	18.94
445.60	2.55	3.02	6.06	9.00	9.95	12.95	15.98	18.82
544.60	2.62	3.06	6.04	9.01	9.95	12.98	16.02	18.98
604.00	2.65	3.04	6.04	8.94	9.93	13.00	15.97	18.94
703.00	2.74	2.97	6.00	8.94	9.99	12.94	15.91	18.89
762.40	2.70	3.03	6.01	8.97	10.01	12.96	16.00	18.91
821.80	2.74	3.08	6.06	9.05	10.07	13.08	16.07	18.97
881.20	2.80	3.05	6.07	9.01	10.02	13.11	15.98	19.00
940.60	2.84	3.07	6.03	9.04	10.09	13.15	16.13	19.01
1000.00	2.83	3.15	6.14	9.07	10.18	13.25	16.08	19.24

### INPUT VSWR

FREQ.	001	010	011	100	101	110	111
(MHz)							
10.00	1.19	1.22	1.14	1.28	1.17	1.21	1.14
49.60	1.07	1.08	1.05	1.11	1.07	1.08	1.05
148.60	1.09	1.09	1.06	1.13	1.08	1.08	1.05
208.00	1.11	1.11	1.07	1.15	1.09	1.10	1.07
247.60	1.12	1.12	1.08	1.17	1.10	1.11	1.08
346.60	1.16	1.15	1.11	1.20	1.13	1.13	1.10
406.00	1.17	1.16	1.12	1.23	1.15	1.15	1.12
445.60	1.18	1.18	1.13	1.24	1.16	1.16	1.13
544.60	1.20	1.20	1.15	1.27	1.18	1.19	1.15
604.00	1.20	1.21	1.16	1.29	1.19	1.20	1.17
703.00	1.19	1.21	1.18	1.30	1.20	1.22	1.19
762.40	1.19	1.21	1.19	1.30	1.20	1.22	1.20
821.80	1.17	1.22	1.20	1.31	1.20	1.23	1.21
881.20	1.16	1.21	1.20	1.30	1.20	1.24	1.22
940.60	1.14	1.21	1.21	1.29	1.19	1.24	1.23
1000.00	1.13	1.21	1.22	1.28	1.19	1.25	1.24

### OUTPUT VSWR

FREQ.	001	010	011	100	101	110	111
(MHz)							
10.00	1.31	1.24	1.22	1.12	1.11	1.11	1.10
49.60	1.11	1.09	1.08	1.05	1.05	1.04	1.05
148.60	1.15	1.11	1.10	1.07	1.07	1.06	1.06
208.00	1.17	1.11	1.11	1.07	1.07	1.07	1.06
247.60	1.19	1.13	1.13	1.09	1.09	1.09	1.08
346.60	1.24	1.17	1.17	1.13	1.12	1.12	1.12
406.00	1.27	1.21	1.21	1.15	1.15	1.14	1.14
445.60	1.29	1.21	1.19	1.14	1.15	1.15	1.14
544.60	1.32	1.25	1.24	1.19	1.19	1.18	1.19
604.00	1.34	1.26	1.26	1.20	1.19	1.20	1.20
703.00	1.36	1.28	1.28	1.22	1.24	1.23	1.23
762.40	1.37	1.29	1.31	1.24	1.25	1.26	1.27
821.80	1.36	1.31	1.33	1.25	1.26	1.26	1.28
881.20	1.35	1.30	1.31	1.26	1.26	1.26	1.27
940.60	1.34	1.32	1.35	1.29	1.30	1.30	1.30
1000.00	1.32	1.33	1.35	1.29	1.30	1.30	1.33

\* Step attenuation above thru-loss (TTL logic 000)